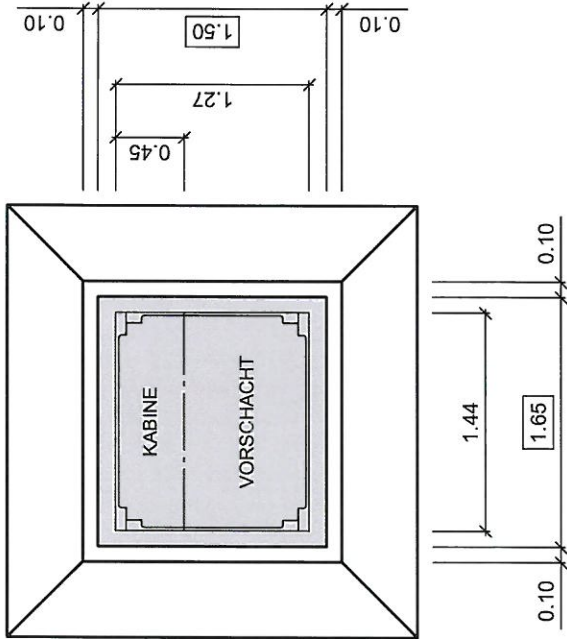
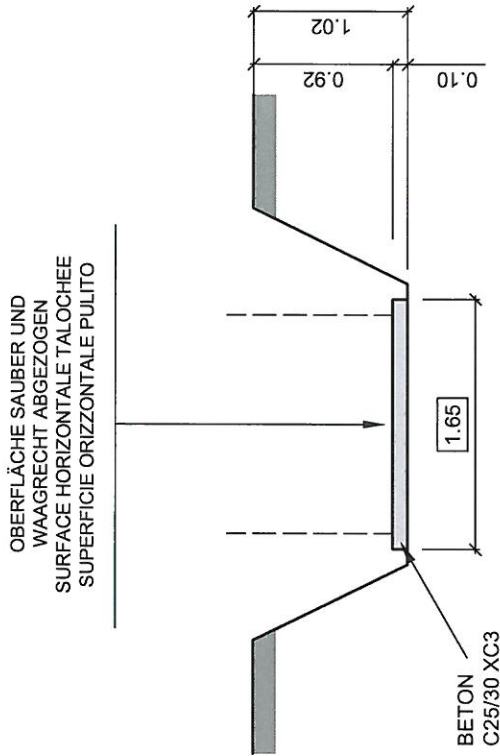


GRUNDRISS
VUE EN PLAN
PIANTA



LÄNGSSCHNITT
COUPE LONGITUDINALE
SEZIONE LONGITUDINALE



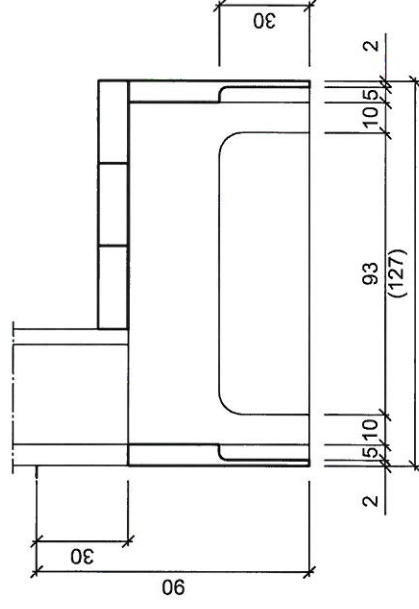
PIASTRA DEL FONDAMENTO FU-3(13)-130
FUNDAMENTPLATTE FU-3(13)-130
PLAQUE DE FONDATION FU-3(13)-130



F. Borner AG, CH-6260 Reiden
T 062 749 00 00, www.borner.ch

Gezeichnet		7.7.98/us		7.7.98/us		Ausgabe		1	
		15.04.06/BB		15.04.06/BAE				2	
								3	
								4	
Massstab 1:50		Blatt 1		Total 1		Format A4			
									127023

**SEITENSCHNITT
COUPE LATÉRALE
SEZIONE LATÉRALE**



Technical drawing of a cabinet layout showing a side view. The drawing includes a dimension line at the top indicating a width of 45. The layout is divided into two main sections: 'KABINE' (Cabinet) on the left and 'VORSCHACHT' (Front Panel) on the right. The drawing shows the profile of the cabinet doors and the front panel, with a dashed line indicating the internal structure or hinge location.

FONDA MENTO FU-13-130
FUNDAMENT FU-13-130
FONDATION FU-13-130



127036

Gezeichnet		17.2.99 / Bä	Geprüft		17.2.99 / Bä	Ausgabe				1
										2
										3
										4
		Masstab 1:25	Blatt 1		Total 1	Format A4				
127036										